

New Stereotaxic Instruments

The SR-5N/SR-6N stereotaxic instruments were upgraded to allow more comfortable operation. In this issue of Narishige Web News we will discuss the new features as compared to the former models.



Generous challenges have realized easier fixation and easier choice with dedicated models for rats or mice.



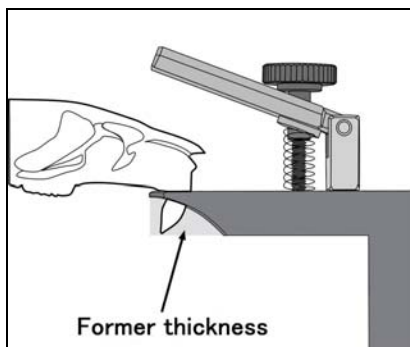
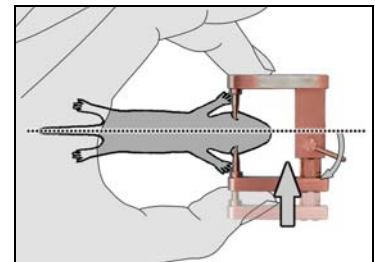

Comparison of the Features	
< For rats >	< For mice >
SR-5R < with single AP frame bar >	SR-5M
SR-6R < with dual AP frame bar >	SR-6M

Comparison of Former Models

< Auxiliary Ear Bars >

The former auxiliary ear bars were somewhat awkward to move and sometimes not easy to adjust precisely. As it required both hands to adjust, it was not always easy to fasten the fixing knob, either.

The new ear bars adopted a dovetail that provides smooth movement. Also, the fixed weak spring provides natural bounce to allow one hand minute adjustment. This frees the other hand and allows one-touch fixation.



< Nose/Mouthpiece >

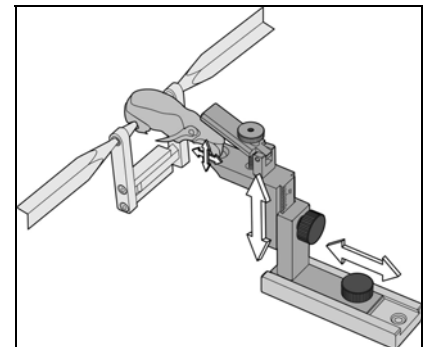
The former model provided the tooth hole on a thick platform. Due to the thickness, it was not easy to confirm proper placement of the tooth quickly.

The new models have reduced the thickness of the platform. It is now easier to observe and secure placement.

< Adjusting Part >

The former models tended to lack smoothness in movement, which sometimes resulted in excessive pulling during adjustment.

The new models adopt well aligned dovetails which transmit sensitive touch during fixation. It allows for comfortable minute adjustment.



What If You Wish to Secure Both Rats and Mice?

Of course, the replaceable head adapters were also upgraded! For details, please feel free to contact us.

NARISHIGE Customer Support Center

E-MAIL: sales@narishige.co.jp